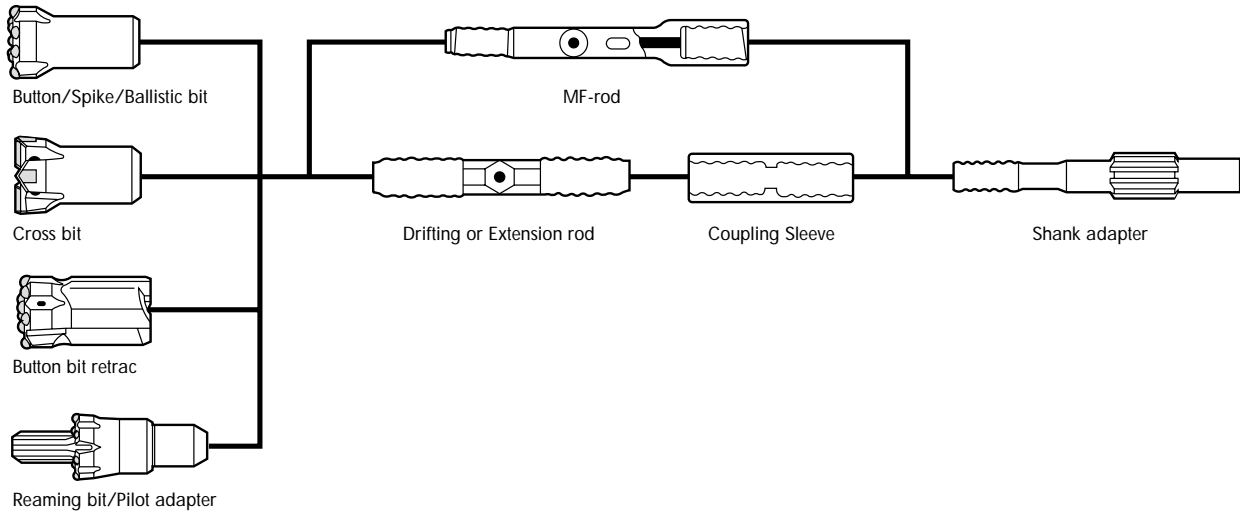
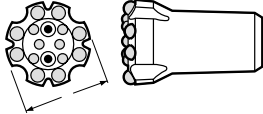
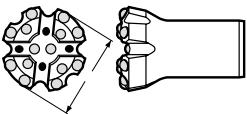
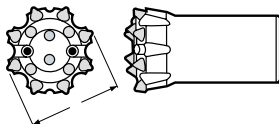
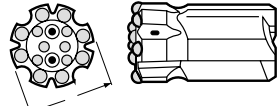


BENCH DRILLING EQUIPMENT

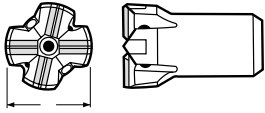
T THREAD T45 1 3/4" SERIES

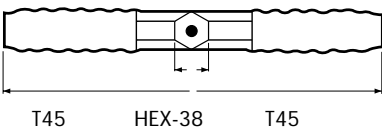
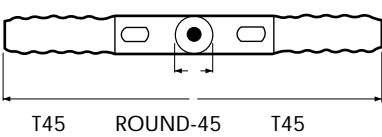
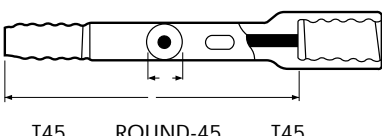


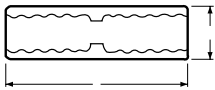
BIT	Carbide shape	D		Part No	Approx. Weight	
		mm	in		Kg	lb
Flat face 	Round	76	3"		2.6	5.8
	Round	89	3 1/2"		4.1	9.2
	Round	102	4"		4.5	10.0
	Round	115	4 1/2"		5.9	13.0
Drop center 	Round	70	2 3/4"		2.0	4.4
	Ballistic	70	2 3/4"		2.0	4.4
	Round	76	3"		2.4	5.3
	Spike	76	3"		2.4	5.3
	Ballistic	76	3"		2.4	5.3
	Round	89	3 1/2"		3.8	8.4
	Spike	89	3 1/2"		3.8	8.4
	Ballistic	89	3 1/2"		3.8	8.4
	Round	102	4"		4.5	9.9
	Spike	102	4"		4.5	9.9
	Ballistic	102	4"		4.5	9.9
	Round	115	4 1/2"		6.6	14.7
	Round	127	5"		8.4	18.6
Convex 	Spike	76	3"		2.4	5.4
	Ballistic	76	3"		2.4	5.4
	Spike	89	3 1/2"		3.9	8.7
	Ballistic	89	3 1/2"		3.9	8.7
Retrac button bit 	Round	76	3"		4.0	8.9
	Round	89	3 1/2"		5.5	12.2
	Round	102	4"		7.8	17.3
	Round	115	4 1/2"		9.2	20.4

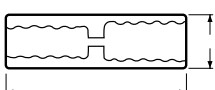
AUSTRALASIAN MINING SERVICES PTY LTD



BIT	Carbide shape	D		Part No	Approx. Weight	
		mm	in		Kg	lb
X-type		76	3"		2.5	5.5
		89	3 1/2"		4.0	8.8
		102	4"		4.7	10.4

EXTENSION ROD	H or D		L		Part No	Approx. Weight	
	mm	in	mm	ft/in		Kg	lb
 T45 HEX-38 T45	38	1 1/2"	3050	10'		26.0	57.8
			3660	12'		30.9	68.7
			4270	14'		36.0	80.0
 T45 ROUND-45 T45	45	1 3/4"	3050	10'		34.1	75.7
			3660	12'		41.0	91.1
			4270	14'		48.1	106.8
			4880	16'		54.9	121.9
 T45 ROUND-45 T45	45	1 3/4"	1830	6'		22.1	49.1
			3050	10'		36.1	80.3
			3660	12'		43.3	96.3
			4270	14'		50.2	111.5

COUPLING SLEEVE	D		L		Part No	Approx. Weight	
	mm	in	mm	in		Kg	lb
	63	2 1/2"	210	8 1/4"		2.7	6.0

ADAPTER COUPLING	D		L		Part No	Approx. Weight	
	mm	in	mm	in		Kg	lb
	72	2 7/8"	235	9 1/2"		4.0	8.9

AUSTRALASIAN MINING SERVICES PTY LTD



ACN: 104 129 973
Ph: +(61-8) 9252 1333
Fax: +(61-8) 9252 1344

Web Page - <http://www.austms.com>
E-mail - inquiries@austms.com
PO Box 2380 Midland Western Australia